



STEPS TO

SUBMITTING YOUR

INTRO TO SAFETY



Submitting User Requirements

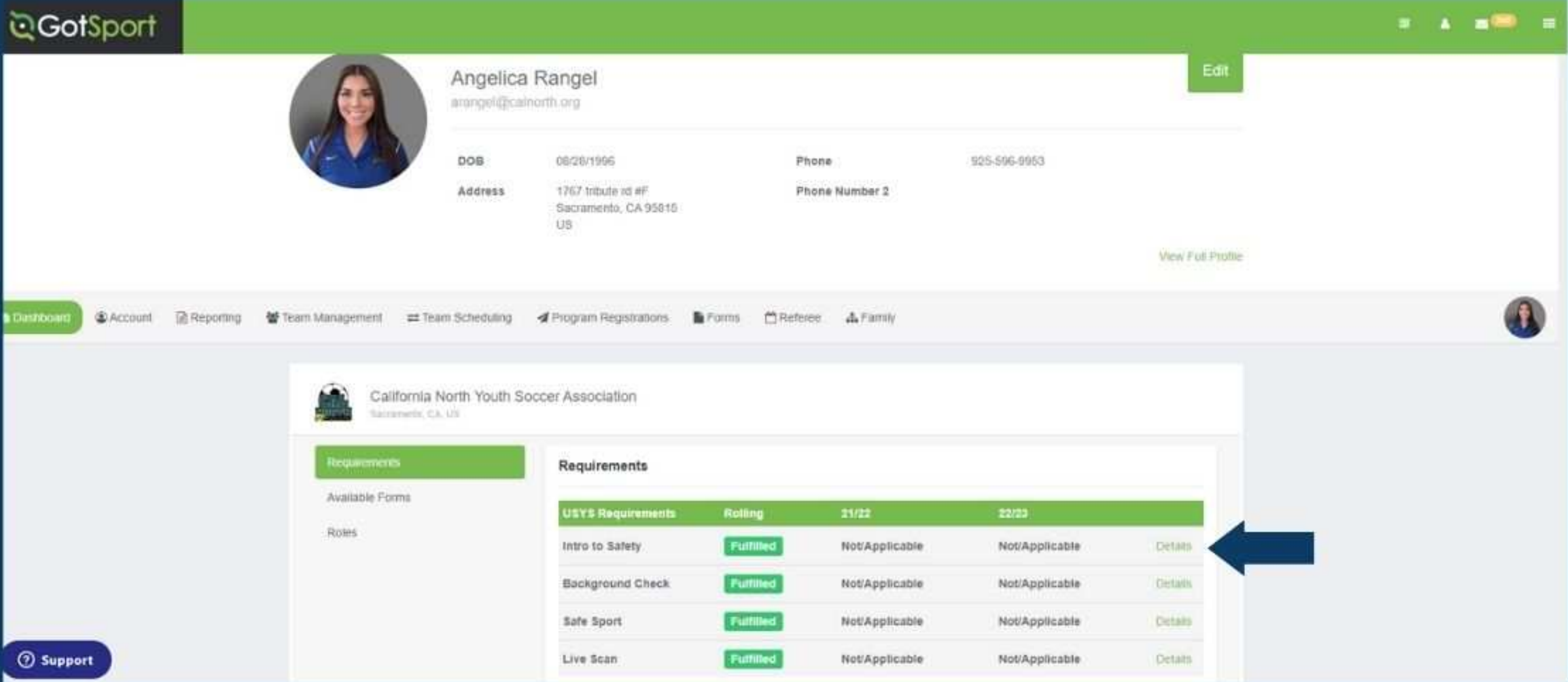
Intro to Safety

STEP 1

Log in to your GotSport account at system.gotsport.com

STEP 2

Depending on your the role you have with your club, the user requirements will consist of either Intro to Safety, SafeSport, LiveScan, and Background Check, or all four. These user requirements will be located on your account "Dashboard." Click the "Details" for the respective requirement to continue.



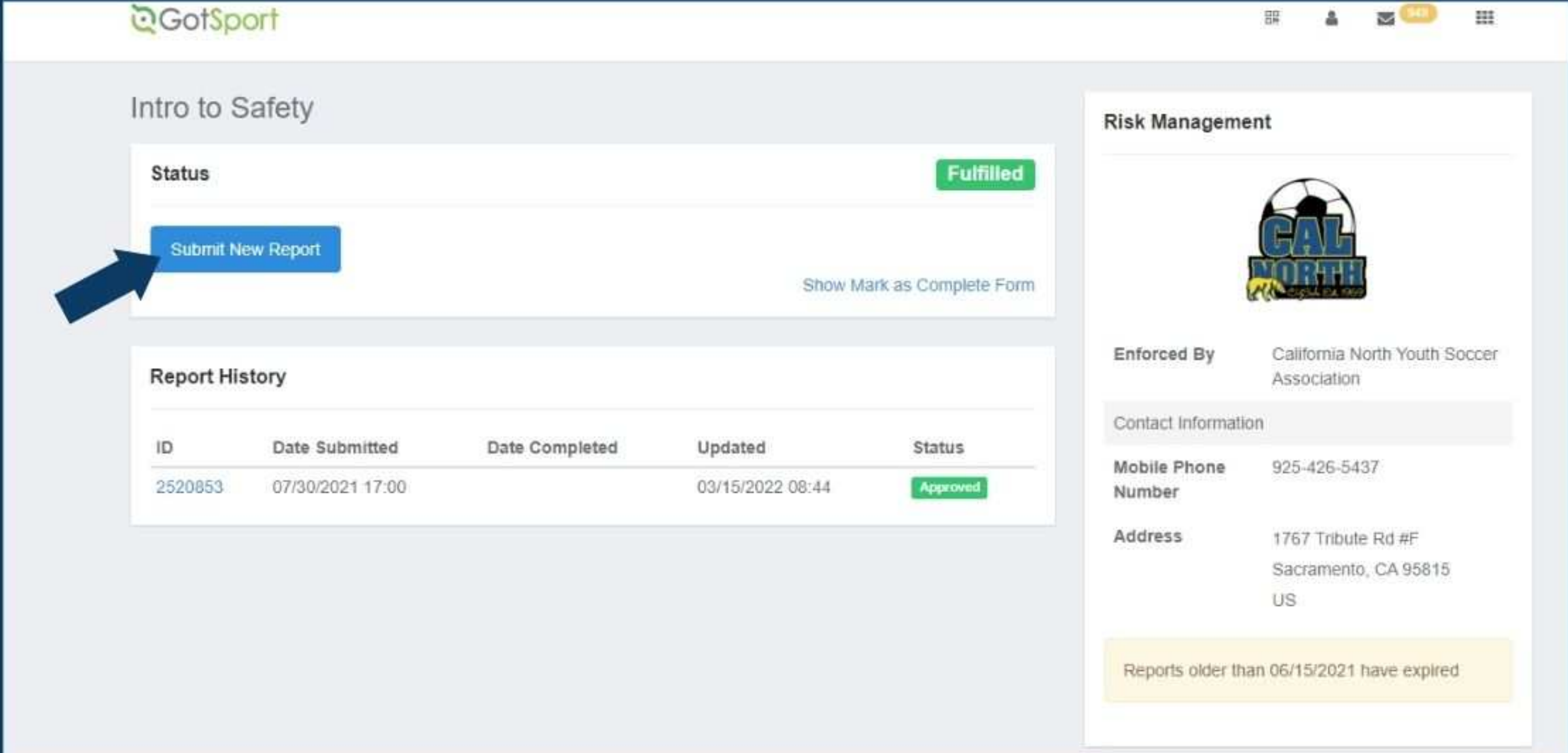
California North Youth Soccer Association

Requirements	Rolling	21/22	22/23	
Intro to Safety	Fulfilled	Not Applicable	Not Applicable	Details
Background Check	Fulfilled	Not Applicable	Not Applicable	Details
Safe Sport	Fulfilled	Not Applicable	Not Applicable	Details
Live Scan	Fulfilled	Not Applicable	Not Applicable	Details

STEP 3

Click "Submit New Report" to complete the course.

Note: On the following screen it will prompt you to confirm your profile contact information and then upload a screenshot of your US Soccer Digital Learning Center profile that proves you completed the course.



Intro to Safety

Status: **Fulfilled**

[Submit New Report](#)

Show Mark as Complete Form

ID	Date Submitted	Date Completed	Updated	Status
2520853	07/30/2021 17:00		03/15/2022 08:44	Approved

Risk Management

Enforced By: California North Youth Soccer Association

Contact Information

Mobile Phone Number: 925-426-5437

Address: 1767 Tribute Rd #F, Sacramento, CA 95815, US

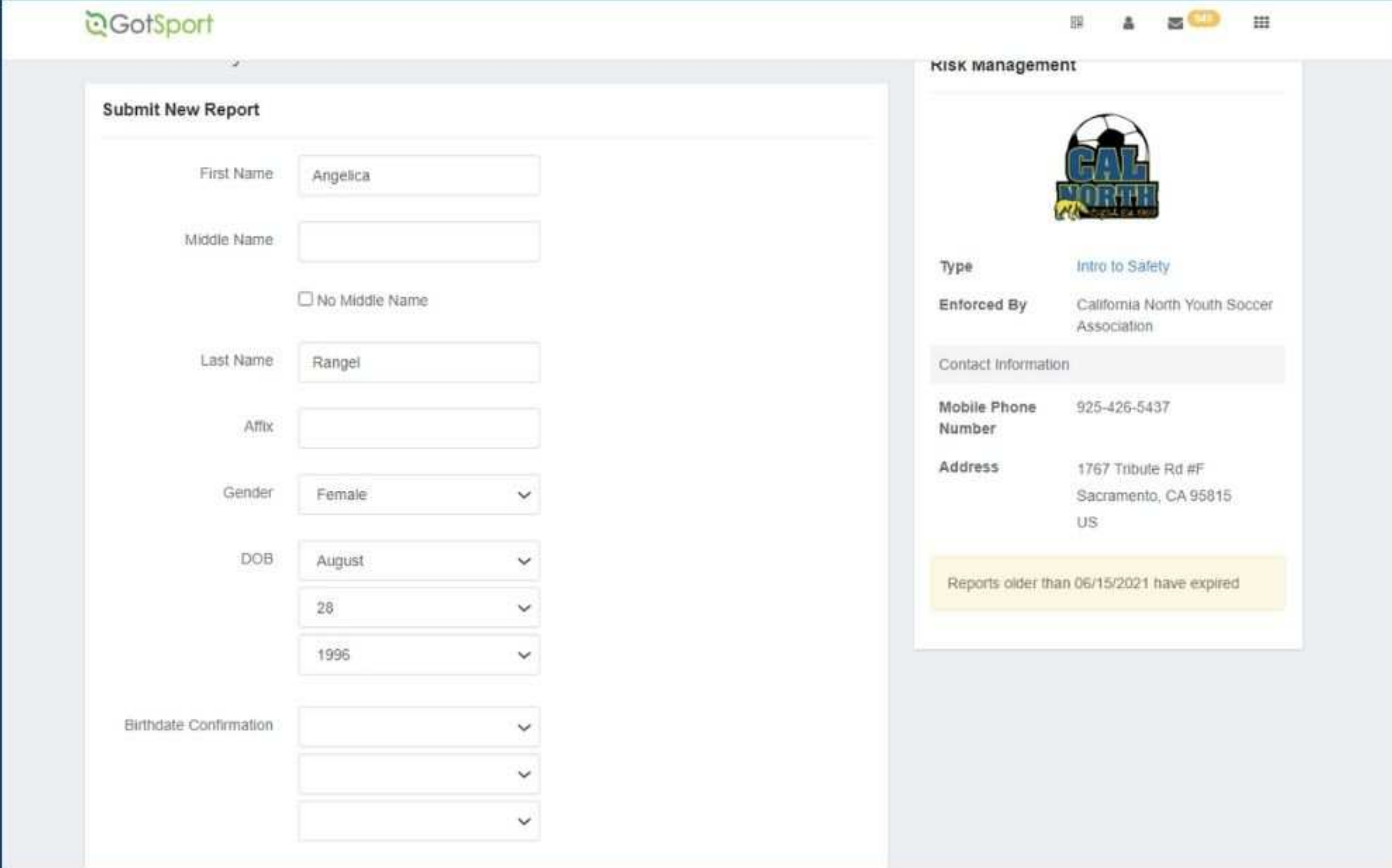
Reports older than 06/15/2021 have expired

Submitting User Requirements

Intro to Safety

STEP 4

Once you select "Submit New Report" you will enter and confirm your information then after there will be a blue link titled "Introduction to Safe and Healthy Playing Environments." This will take you to the Digital Learning Center, where you will complete your course.



All team administrators must complete the Intro to Safe and Healthy Playing Environments course provided by US Soccer in the Digital Learning Center (DLC).

If you do not have an account with the DLC, you will need to create one. When creating your account, you must use the same information you used or will use when you register in the Cal North registration system. First name, last name, email address, etc. must match.

Click on the following course name to take you to the course login page: [Intro to Safe and Healthy Playing Environments](#)

***You will be directed to another site in the DLC with US Soccer where you will complete the course. PLEASE MAKE SURE YOU TAKE A SCREENSHOT THAT YOU COMPLETED THE COURSE. You will need to upload this screenshot to fulfill your GotSport Coaching requirement. ***

*If you have completed the course and the completion is not recorded on your record, please upload screen shot a copy of your Intro to Safe and Healthy Playing Environments proof here.

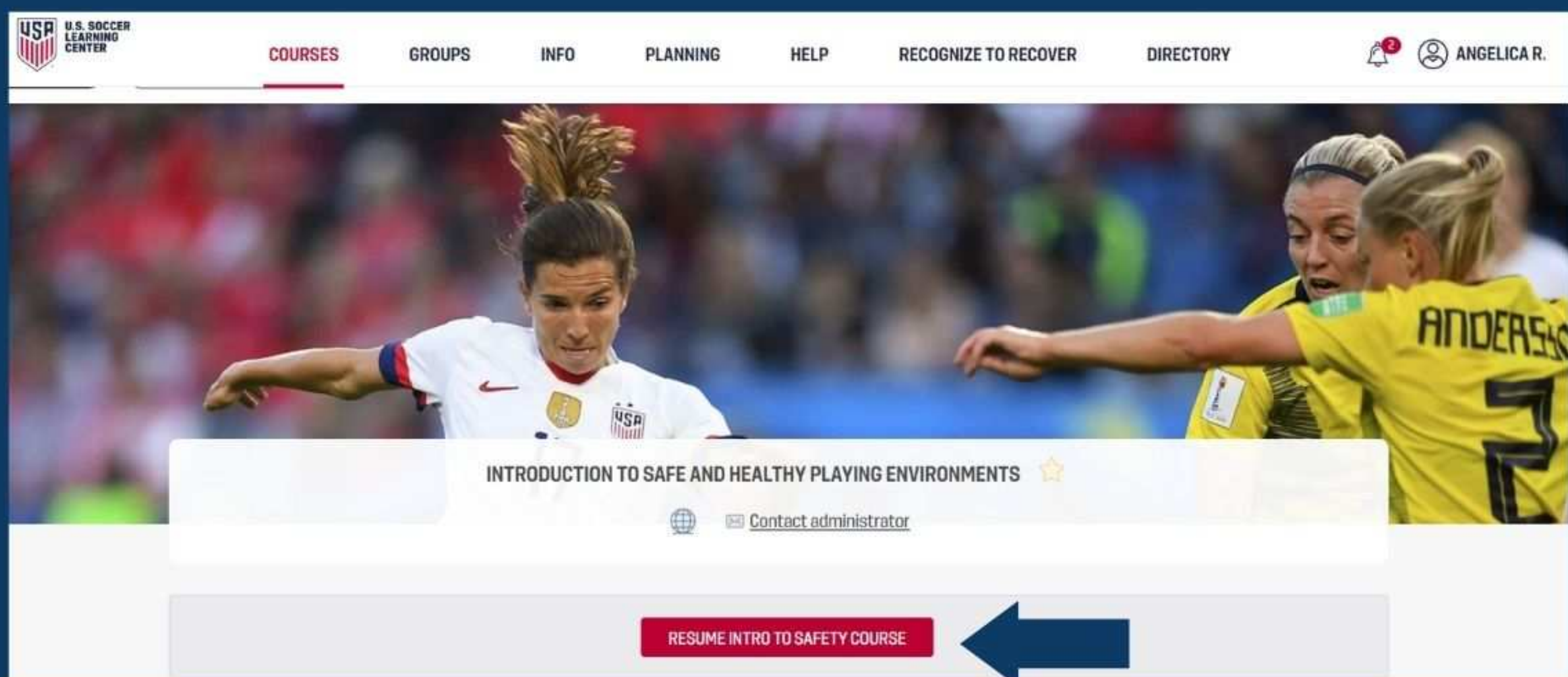
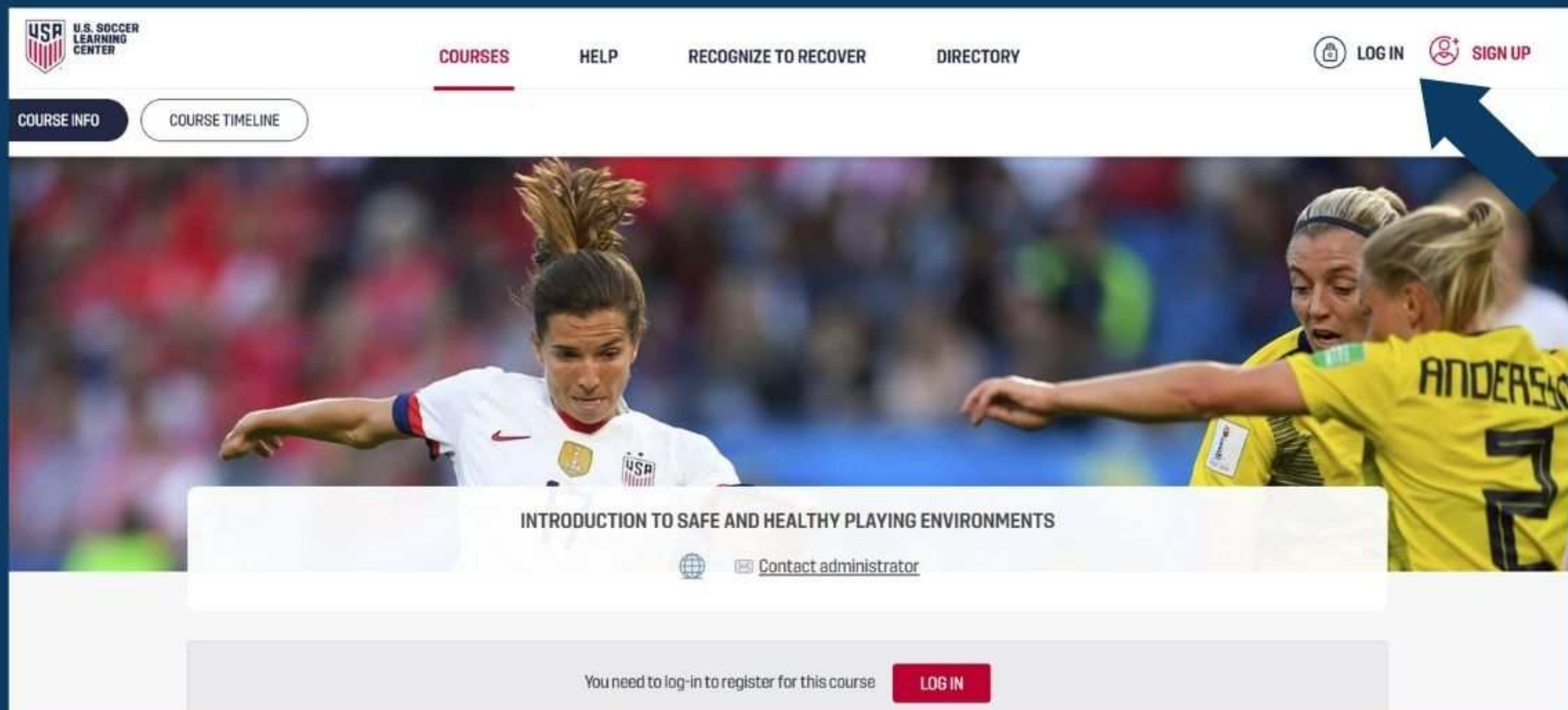
No file chosen

Submitting User Requirements

Intro to Safety

STEP 5

After clicking the blue link titled "Introduction to Safe and Healthy Playing Environments." This will take you to the Digital Learning Center, where you will complete your course. You will need to either Log in or Sign up for an account with the US Soccer's Digital Learning Center. Once logged in, you will select "Start Intro to Safety Course."

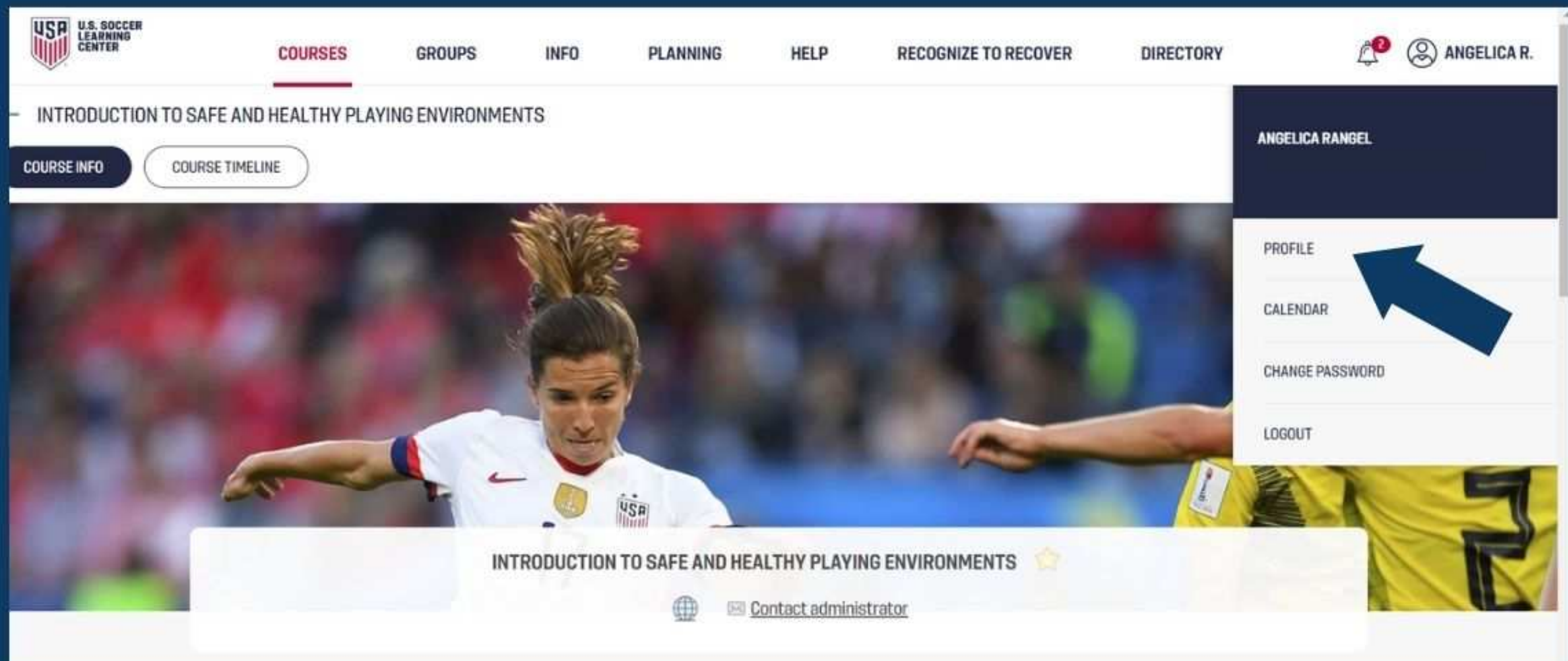


Submitting User Requirements

Intro to Safety

STEP 6

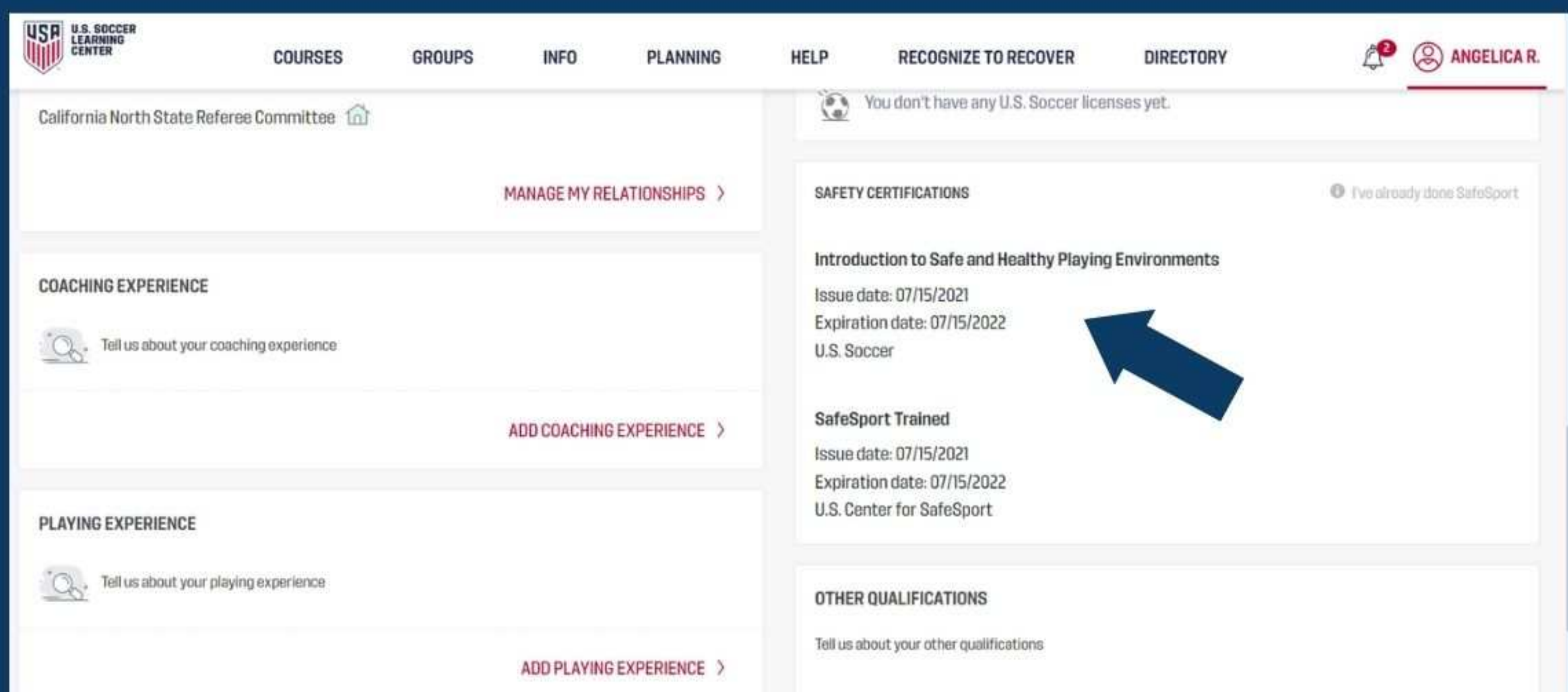
Once Complete, you will need to take a screenshot of your completed course. You will do this by going to your profile in US Soccer's DLC. You can access this by selecting your name in the top right corner of the page.



STEP 7

Once you are on your profile dashboard, you will scroll down a bit and see on the right column "Safety Certifications," which you will see your completed courses done with the DLC.

You will need to take a screenshot of this and make sure it includes your name, the course name, issue date, and expiration date.

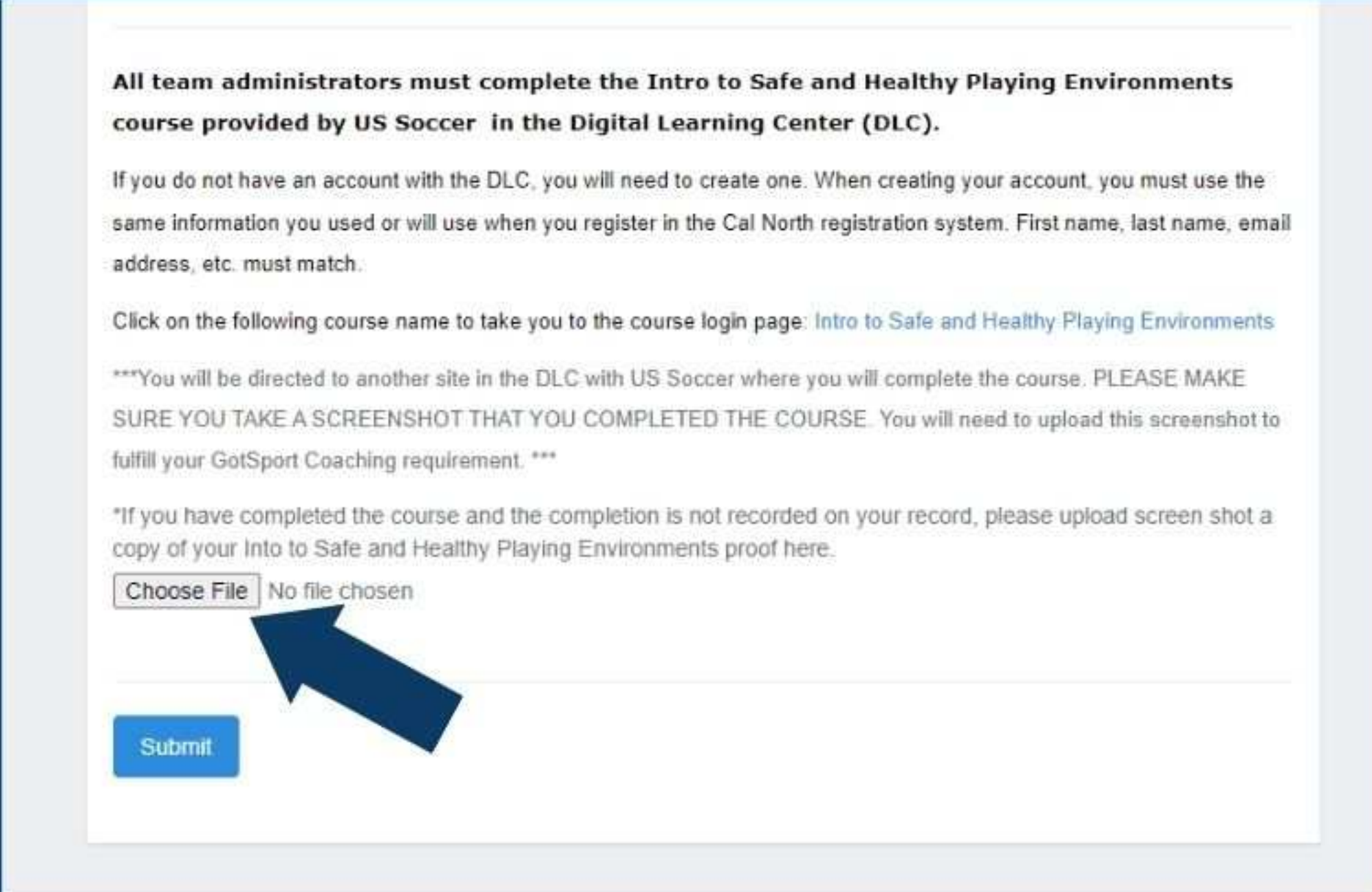


Submitting User Requirements

Intro to Safety

STEP 8

Once you have taken your screenshot of your completed course, you will go back to GotSport and upload your screenshot under the respective requirement. Once uploaded you will submit your report.



All team administrators must complete the Intro to Safe and Healthy Playing Environments course provided by US Soccer in the Digital Learning Center (DLC).

If you do not have an account with the DLC, you will need to create one. When creating your account, you must use the same information you used or will use when you register in the Cal North registration system. First name, last name, email address, etc. must match.

Click on the following course name to take you to the course login page: [Intro to Safe and Healthy Playing Environments](#)

***You will be directed to another site in the DLC with US Soccer where you will complete the course. PLEASE MAKE SURE YOU TAKE A SCREENSHOT THAT YOU COMPLETED THE COURSE. You will need to upload this screenshot to fulfill your GotSport Coaching requirement. ***

*If you have completed the course and the completion is not recorded on your record, please upload screen shot a copy of your Intro to Safe and Healthy Playing Environments proof here.

No file chosen

Once you have submitted your report, your league/club admin will then be responsible for approving this requirement.

If you have any questions please feel free to contact your Member Service Representative. If you are unsure who your representative is, please visit our contact directory or call our office at (925)426-5437.

<https://www.calnorth.org/contact-directory>

